

# Cultural Daily

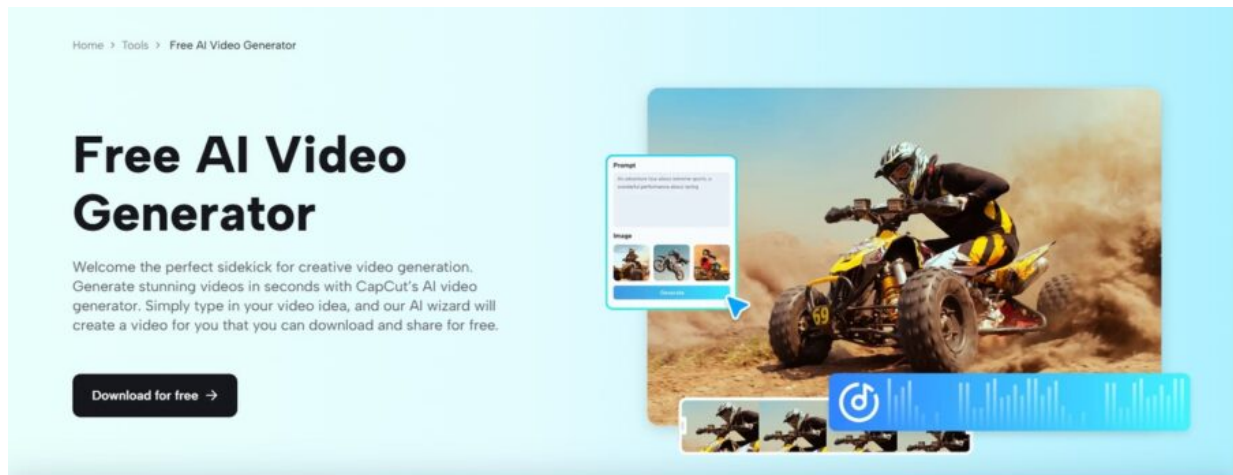
Independent Voices, New Perspectives

## How to Generate AI-Driven Fashion & Beauty Videos for Social Media

Our Friends · Thursday, April 3rd, 2025

The fashion and beauty industry relies heavily on visually appealing content. From highlighting the latest trends to makeup tutorials and style makeovers, engaging video content is essential for grabbing an audience's attention. However, creating high-quality fashion and beauty videos has traditionally required costly equipment, expert editing skills, and a considerable time commitment.

Thanks to advancements in artificial intelligence, producing eye-catching fashion and beauty videos has become much simpler. With CapCut's **free AI video generator**, content creators, influencers, and brands can craft professional-looking videos in just minutes. This guide will help you navigate the process of creating AI-driven fashion and beauty videos for social media, enabling you to enhance your content with ease.



*Photo: Capcut via their website.*

## Why Fashion & Beauty Videos Are Essential for Social Media

Fashion and beauty brands increasingly depend on video content to connect with and influence their audiences. Here's why AI-generated videos are a game changer:

### Higher Engagement Rates

Video content tends to attract more interaction compared to static images or text posts.

### Showcases Visual Appeal

AI-generated videos enable you to present products, makeup tutorials, or styling tips in an engaging way.

### Saves Time & Resources

There's no need for costly cameras, professional models, or sophisticated editing software.

### Keeps Up with Trends

AI allows for rapid content creation, helping you stay ahead in the fast-paced fashion and beauty

industry.

With CapCut's free video editing software, creators can craft visually stunning and trend-worthy content without needing advanced editing skills.

## The Importance of Blogs in Boosting Fashion & Beauty Videos

Incorporating AI-generated fashion and beauty videos into your blog can greatly enhance your audience reach and engagement. Here's how it works:

**SEO Benefits** – Blogs that include videos tend to rank better on search engines, drawing in more organic traffic.

**Educational & Informative Content** – Written blogs provide detailed insights, product suggestions, and tutorials that complement the videos.

**Content Repurposing** – You can transform video scripts into blog posts, and existing blog content can spark new video concepts.

**Boosts Brand Authority** – A consistently updated blog paired with captivating videos builds trust and credibility in the fashion and beauty industry.

Integrating AI-generated videos into your fashion and beauty blogs strengthens your content strategy, leading to improved visibility and interaction.

## How to Generate Fashion & Beauty Videos with CapCut Free AI Video Generator

With CapCut **free video editing software**, making fashion and beauty videos is as easy as providing a text prompt. Here's a straightforward guide to creating high-quality content.

### Step 1: Writing a Prompt for AI Video Generation

The first step in crafting an AI-driven fashion or beauty video is to write an effective prompt. This prompt guides the AI on what type of video to create.

For instance, if you want to produce a makeup tutorial video, your prompt might be:

“Generate an AI-powered beauty tutorial that provides a step-by-step guide for achieving a flawless smokey eye. The video should feature stylish transitions, captions for each step, and upbeat background music.”

If you're focusing on fashion, your prompt could be:

“Create a trendy fashion video showcasing five must-have outfits for summer 2024. Include dynamic visuals, outfit descriptions, and a sleek, modern aesthetic.”

A clear and detailed prompt helps the AI grasp your vision, resulting in high-quality fashion and beauty content.

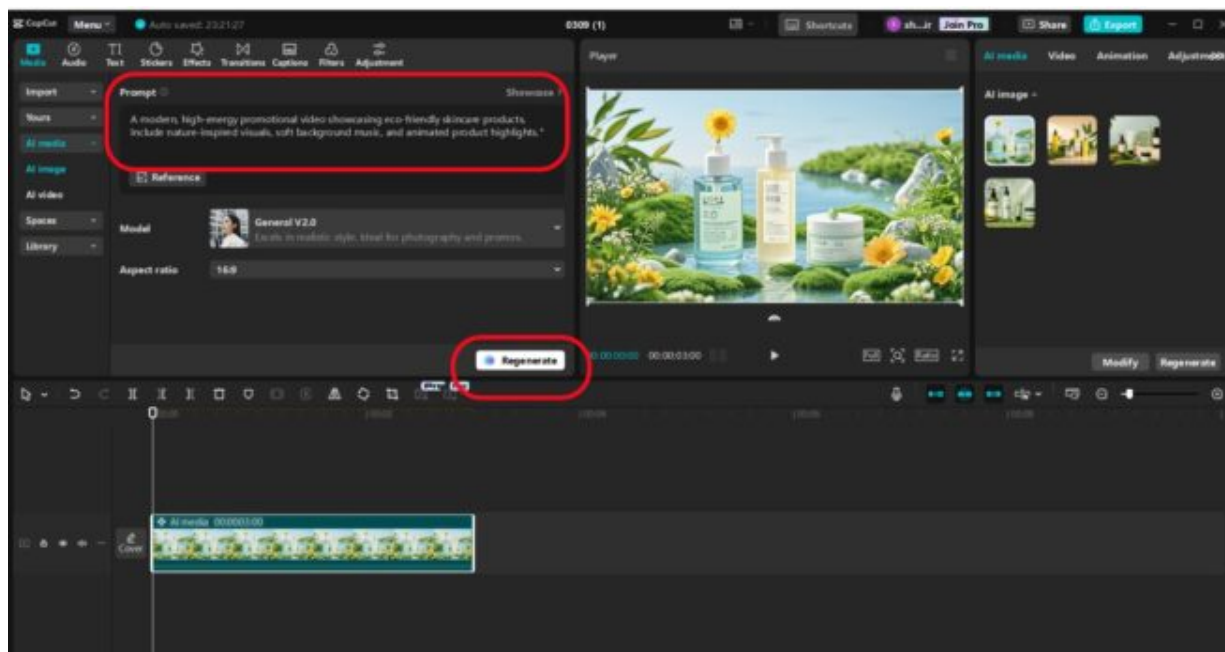


Photo: Capcut via their website.

## Step 2: Customization and Editing

Once your video is ready, you can enhance it further using CapCut's free video editing software. Here are some customization options you can explore:

Applying Filters & Effects – Elevate the visuals with trendy color grading and stylish effects.

Using the **Caption Generator** – incorporate on-screen captions to highlight beauty steps or fashion items.

Adding Background Music – Choose from AI-recommended tracks that fit the vibe and energy of your video.

Adjusting Speed & Transitions – Ensure smooth scene transitions for a more refined and professional appearance.

These editing features help you polish your AI-generated video, making it more captivating and aligned with your brand identity.

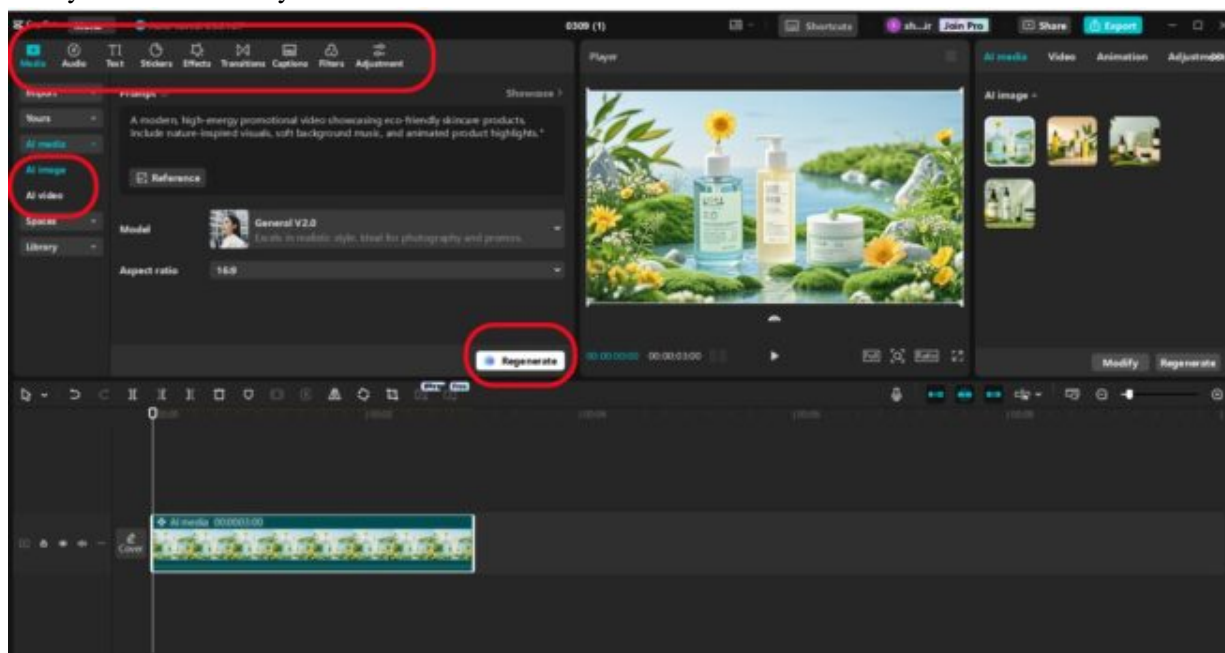


Photo: Capcut via their website.

## Step 3: Exporting and Sharing Your AI-Generated Fashion & Beauty Video

Once you've finalized your video, it's time to share it with your audience. CapCut's free AI video

generator allows you to easily export videos in various formats that are perfect for different social media platforms.

Here's how to effectively distribute your content:

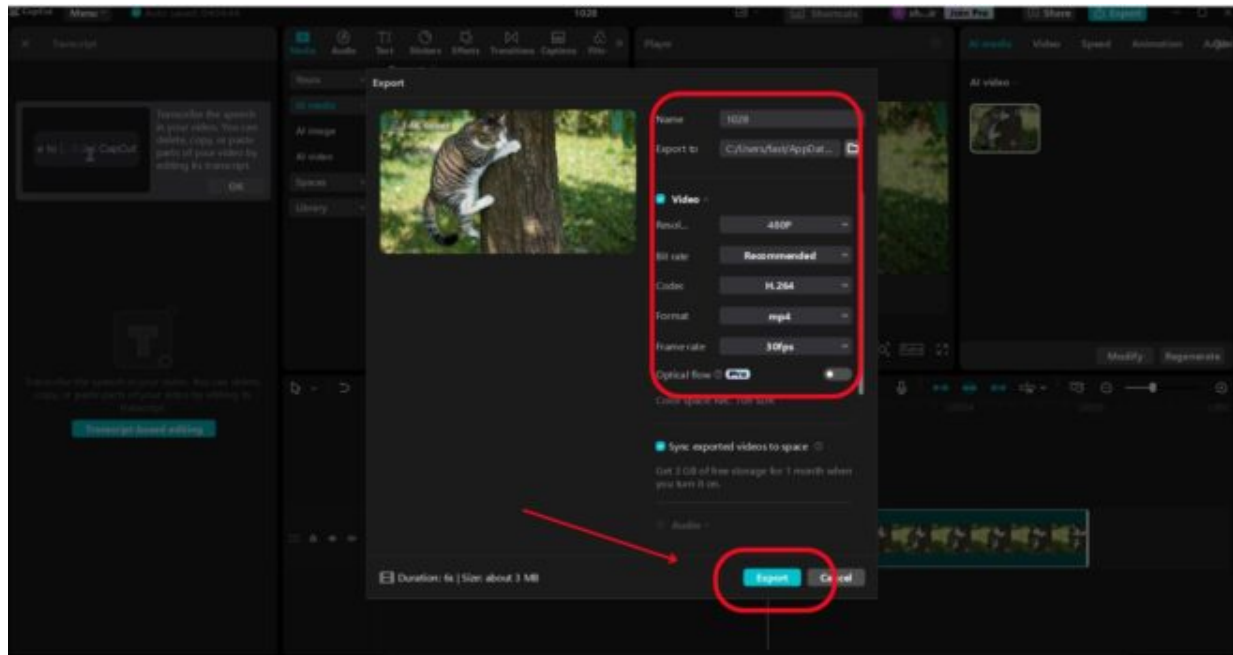
Post on Instagram & TikTok – Short videos thrive on these platforms.

Upload to YouTube – Create AI-generated fashion & beauty tutorials to reach a broader audience.

Embed in Blog Posts – Complement your written content with engaging video demonstrations.

Share on Pinterest & Facebook – Utilize these platforms to connect with diverse demographics interested in fashion and beauty.

By sharing your AI-generated videos strategically, you can boost engagement and attract more followers.



*Photo: Capcut via their website.*

## Conclusion

AI technology is revolutionizing fashion and beauty content creation, making it easier for anyone to produce high-quality videos. Whether you're an influencer, a beauty expert, or a fashion brand, AI-powered tools enable you to effortlessly create eye-catching videos, saving you time and effort while ensuring a polished appearance.

With CapCut's free AI video generator, you can craft visually appealing fashion and beauty videos without the need for costly equipment or advanced editing skills. Begin using CapCut today to enhance your content and engage your audience with the creativity that AI offers!

*Photo: MART PRODUCTION via Pexels*

**[CLICK HERE TO DONATE IN SUPPORT OF OUR NONPROFIT COVERAGE OF ARTS AND CULTURE](#)**

This entry was posted on Thursday, April 3rd, 2025 at 5:32 pm and is filed under [Check This Out](#). You can follow any responses to this entry through the [Comments \(RSS\)](#) feed. You can leave a response, or [trackback](#) from your own site.

